

Granada Garden Corrections

Total Yardage listed on the pattern back cover is correct!






Corrections shown in red below.

Pattern Page 1 Corrections



x 4






4 x 14" 16-Point Fat Robin Compass Sunflower

-  Background Strip***
PWWM055.CHARCOAL Blackthorn
5 strips x 4½" = 22½"
-  Point 1 Strip
PWWM059.BLUSH Jasmine
5 strips x 2½" = 12½"
-  Point 2 Strip
PWWM057.GREEN Honeysuckle
6 strips x 3¼" = 19½"
-  Inside Point 3 Strip
PWWM055.INDIGO Blackthorn
2 strips x 2¾" = 5½"
-  Center - See Fussy Cutting on next page
PWWM053.CHARCOAL Granada
Finished size 5.02" - Template found on Page 5 of this pattern.






x 1

14" 16-Point Fat Robin Compass Sunflower

-  Background Strip***
PWWM058.INDIGO Rosehip
2 strips x 4½" = 9"
-  Point 1 Strip
PWWM052.GREEN Apple
2 strips x 2½" = 5"
-  Point 2 Strip
PWWM056.CHARCOAL Bramble
2 strips x 3¼" = 6½"
-  Inside Point 3 Strip - See Fussy Cutting on next page
PWWM053.CHARCOAL Granada
1 strip x 2¾" = 2¾"
-  Center - See Fussy Cutting on next page
PWWM053.INDIGO Granada
Finished size 5.02" - Template found on Page 5 of this pattern.

Pattern Page 2 Correction

Cutting Instructions for Other Granada Garden Quilt Elements

-  **Ogee Triangles** for 14" Compass Sunflower Finishing
PWWM055.INDIGO Blackthorn
1 strip x 7" - Need 4 x 7" squares cut diagonally to make 8 triangles
-  **Ogee Triangles** for 14" Compass Sunflower Finishing
PWWM055.CHARCOAL Blackthorn
1 strip x 7" - Need 4 x 7" squares cut diagonally to make 8 triangles
-  **Ogee Triangles** for 14" Compass Sunflower Finishing
PWWM058.INDIGO Rosehip
1 strip x 7" - Need 1 x 7" square cut diagonally to make 2 triangles